



Instructions for abstract update and paper upload

- ◆ Log in to easychair.org
- ◆ In the table, select for the conference ICCFD13, the role "**author**".
- ◆ A list of all submissions you are involved in appears.
- ◆ Select the icon  for the one you would like to update (Figure 1).
- ◆ In the top right corner, there is the menu that allows the updates (Figure 2).
- ◆ To upload a new version of the 4-page abstract and/or the conference paper:
 - select "**Add or update files**" (or "**Add files**"),
 - Click the corresponding "**Browse...**" and upload the new PDF file(s) (Figure 3).
 - Click "**Submit**".
- ◆ To upload the text abstract, the title, and the application for the *Young CFD Investigator Award*:
 - select "**Update information**",
 - make the modifications,
 - click "**Update information**".
- ◆ To upload the topics:
 - select "**Update topics**",
 - choose the most representative topics, max 3,
 - click "**Update topics**".

See you soon in Milan.



EC ICCFD13 (author) User guide / Log out

My Submissions Templates Help Conference News EasyChair

My Submissions for ICCFD13

Using the submission author environment you can view or manage your submissions to ICCFD13. New submissions are not allowed.

To **view or update a submission** click on the corresponding "view" icon.

Additional information about submission to ICCFD13 can be found at the [ICCFD13 web page](#).

Questions about submissions can be sent to the conference contact email(s) iccf13-daer@polimi.it.

Please note that if you do nothing (not even click on the menu) for more than two hours, your session will expire and you will have to log in again.

#	Authors	Title	View
1	Barbara Re	Abstract test	

4-page abstract 

Figure 1: List of submissions, click on the icon in the **View** column to update it.



[User guide](#) / [Log out](#)

[My Submissions](#) | [Templates](#) | [Help](#) | [Conference](#) | [News](#) | [EasyChair](#)

ICCFD13 Submission 1

If you want to **change any information** about your submission, use links in the upper right corner.

For all questions related to your submission you should contact the conference organizers. [Click here to see information about this conference.](#)

- [Update information](#)
- [Update topics](#)
- [Update authors](#)
- [Add or update files](#)

- [Withdraw](#)

The file(s) have been uploaded.




Submission 1	
Title	Abstract test
4-page abstract	 (May 04, 14:32)
Paper	
Author keywords	Test Prova Abstract

Figure 2: menu to update the contribution, in the top right corner.

[My Submissions](#) | [Templates](#) | [Help](#) | [Conference](#) | [News](#) | [EasyChair](#)

Update Files for Submission 1


Use the form below to **upload or update** files for your submission.

To **delete** the file, use the rightmost column.

Note that this conference uses [submission templates](#).

Abstract. Upload your paper. The paper must be in PDF format (file extension .pdf) [?]

No file selected.

Current version: 

Delete: **✕**

Conference Paper. Camera-Ready paper, between 8 and 25 pages.
This item will be published on the conference webpage right before ICCFD13.
This manuscript will not be reviewed.
This field is not mandatory, but the Scientific Board will consider it to invite submissions to the special issue. [?]

No file selected.

Figure 3: menu to upload new PDF file(s).